



This Visual Story is to help me prepare for my trip to the Australian National Maritime Museum.



The Maritime Museum and the Hidden Disability Sunflower

The Sunflower is a globally recognised symbol for Hidden Disabilities

The Sunflower lanyard is a way that people with Hidden Disabilities can indicate to staff that they may need extra support time and understanding

I can collect a Sunflower Lanyard to wear at the Museum if I would like one

It is OK if I don't have a lanyard, I can still get help if I need

If I already have a Sunflower lanyard I can bring it with me



This is the Maritime Museum

The Museum normally opens at 10.00AM

Today is a Special Event so the Museum will open at 8.30AM



The front door of the museum looks like this

There will be a staff member at the entrance to greet me

If the door is unattended, there will be a sign showing me which way to go



When I arrive at the Museum, a staff member will give me a wristband or stamp to wear

I can choose to put the wristband or sticker on, or give it to a family member or friend to keep safe

This is my ticket to see the museum



RULES AT THE MUSEUM

I can bring a water bottle inside the museum

I can not bring food or other drinks inside the museum

There are places to eat outside if I am hungry





There are lots of things to touch and feel inside the museum

There are some things that I am not allowed to touch

I will see this sign beside things I am not allowed to touch

This is to keep everyone safe



TOILETS

There are toilets located in the main foyer of the museum

There are toilets located in the lower level of the museum

There are also toilets located next to the Ripples café

It is important to remember that there are no toilets in the upper level of the Museum

I should make sure I have time to get to the lower level if I need to use the toilet



UNDERWATER DRONES WORKSHOP

If I am old enough (8 yrs +) I can join in an Underwater drone session today

I can register for a drone session with the staff at Kids Deck

I will meet my coach at the performance platform outside near the umbrellas

If it is rainy weather the drones will not be available



INSIDE KIDS ON DECK

There are things to do inside the Kids on Deck Maker space.

There is a sensory tent I can play in if I want to. There are dress ups and big building blocks to play with.

I can ask museum staff for help if I need.



INSIDE KIDS ON DECK

There are also art making activities here that I can do if I would like to.

There are staff in Kids on Deck who will help me with finding the other activities today.

They can show me into the galleries if I like.



QUIET AREAS

I can visit the quiet areas if I feel overwhelmed or need a break
The quiet areas are a safe space and it is OK to have a meltdown

The quiet areas can be found in the Sydney harbour gallery on level 1.

I can ask a museum staff member to help me find the Quiet areas if I need



ACTIVITIES MAP AND KIDS ACTIVITY TRAIL

I will be given an activity map when I arrive at the Museum

I can use this map to find all the activities I can do today

I can use a sketch trail to explore objects in the galleries.

I do not have to do the sketch trial if I don't want to



INSIDE THE MUSEUM GALLERIES

I can visit the museum galleries during Sensory Friendly Sunday if I choose

The museum galleries are inside the main Museum building

The sound inside has been turned down to help me enjoy my experience

There are 'lower level' galleries on the ground level

There are 'upper level' galleries on the first floor





INSIDE THE MUSEUM GALLERIES

I can visit the different exhibitions in the lower level galleries

Some of the exhibitions have things to look at, touch and listen to

I need to remember to look out for 'no touching' signs

If it is too loud, bright or I feel overwhelmed I can visit the Quiet Room



MOVING AROUND THE GALLERIES

I can use the ramp to travel between the upper and lower level galleries

If I use the ramp I will pass a big silver shark sculpture
This is an art work called 'Swimming' by Zou Laing

I can also use a lift to travel between the upper and lower level galleries



LOWER LEVEL GALLERIES

I can visit the Shaped by the Sea exhibition in the lower galleries. This exhibition is shaped like a spiral - there is no set path to follow.

It is very dark in some areas. There are lots of artworks here that can not be touched. There is an alarm near the dugong sculpture which makes a loud sound if someone touches this area.

I can find a space to sit and watch the multimedia works in this space. If this space is too loud, bright or I feel overwhelmed I can visit the Quiet area



LOWER LEVEL GALLERIES

I can visit the Ultimate Depth exhibition today.

There are interactive elements in this exhibition that I can touch.



UPPER LEVEL GALLERIES

I can visit the Under Southern Skies Exhibit in the upper level galleries.

This exhibit has a beautiful starry night ceiling.

I can find a chair and look up at the starry night ceiling if I choose.



UPPER LEVEL GALLERIES

In the Ur Wayii exhibition there are beautiful artworks on open display. This is a no-touching exhibition.


Alongside this in the *Bamal* space there are lounges and cushions I can play with and take a rest on.



UPPER LEVEL GALLERIES

I can also visit the *Frozen Witness* exhibition today.

This exhibition is a no-touch exhibition.



LEAVING THE MUSEUM GALLERIES

I will see sculptures made from fishing nets if I use the ramp to leave the Upper Level Galleries.

The artworks are called 'Au Karem Ira Lamar Lu' which means 'Ghostnets of the Ocean'.

These were made by Erub Arts Collaborative, a group of artists from the Torres Strait Islands.

I can also use the lift to leave the galleries if I would like to.



LEAVING THE MUSEUM GALLERIES

When I reach the lower level I can use the main doors to leave the museum

I can go between the outside to the inside as many times as I like today



EXPLORING THE VESSELS - DESTROYER

I can go on board the HMAS Vampire.


The bridge to HMAS vampire is steep and curved, I can take my time walking across this.

There will be guides on board who can tell me about the Vampire if I have questions.

I can follow the red arrows to find my way around.

There are weapons on board the Vampire
These no longer work so I am not in danger.

Some rooms in the Vampire are small and have bright red lights.
I do not have to go into these rooms.



EXPLORING THE VESSELS - SUBMARINE

I can go onboard the HMAS Onslow.


I will be given a yellow tag when it's my turn to go on board.

The staff on the vessels use noisy 2-way radios to communicate. I can wear headphones to help me deal with the noise.

I have to climb down a ladder backwards to go in a submarine.

The submarine is a one way journey and I will have to walk all the way through.

I will need to climb through the airlock doors.




EXPLORING THE VESSELS - SUBMARINE

I can touch things in the submarine if I want to.

The buttons in the submarine are not connected any more so it is safe to touch them.

There will be guides on board who can tell me about the submarine if I have questions.

When I exit the submarine I will give back my yellow tag.



CLOAKING BAGS BEFORE VISITING SHIPS

If I am going on the ships I will leave my large bags at the cloakroom near the ticket desk. There are also bag lockers available at the Action Stations ticket desk near the Navy ships.

The museum staff will give me a numbered ticket or a key. It is important to keep my ticket or key safe.

My bags will be safe in the cloakroom or locker and I can collect them when I am finished visiting vessels.



THANK YOU FOR VISITING THE MUSEUM

We hope you enjoyed Sensory Friendly Sunday!

You can share your experience with us @sea.museum